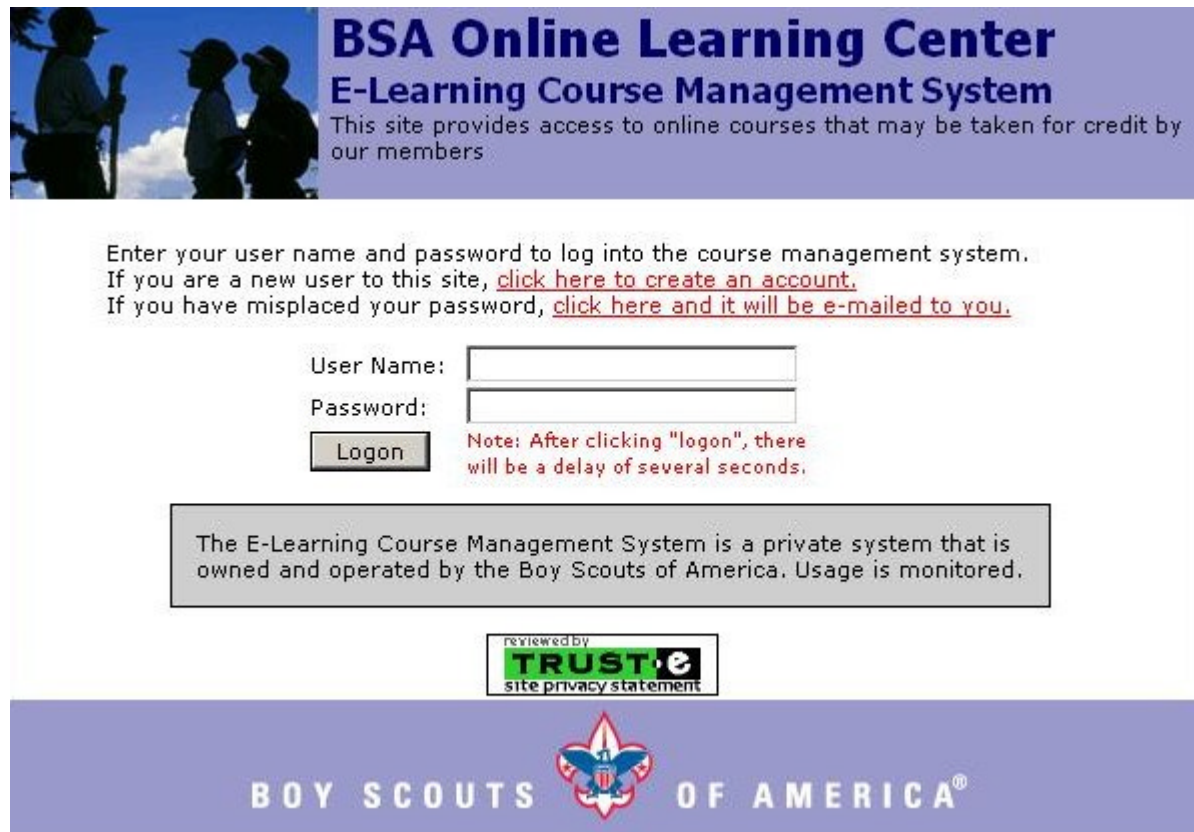


Using the BSA Computer Based (E-Learner) Training System

Go to <https://scoutnet.scouting.org/elearning/> to begin your training. You will see this Logon Screen.

Enter your **User Name** and **Password** and press **Logon** or “**click here to create a new account**” if you are a new user.




BSA Online Learning Center
E-Learning Course Management System
This site provides access to online courses that may be taken for credit by our members

Enter your user name and password to log into the course management system.
If you are a new user to this site, [click here to create an account](#).
If you have misplaced your password, [click here and it will be e-mailed to you](#).

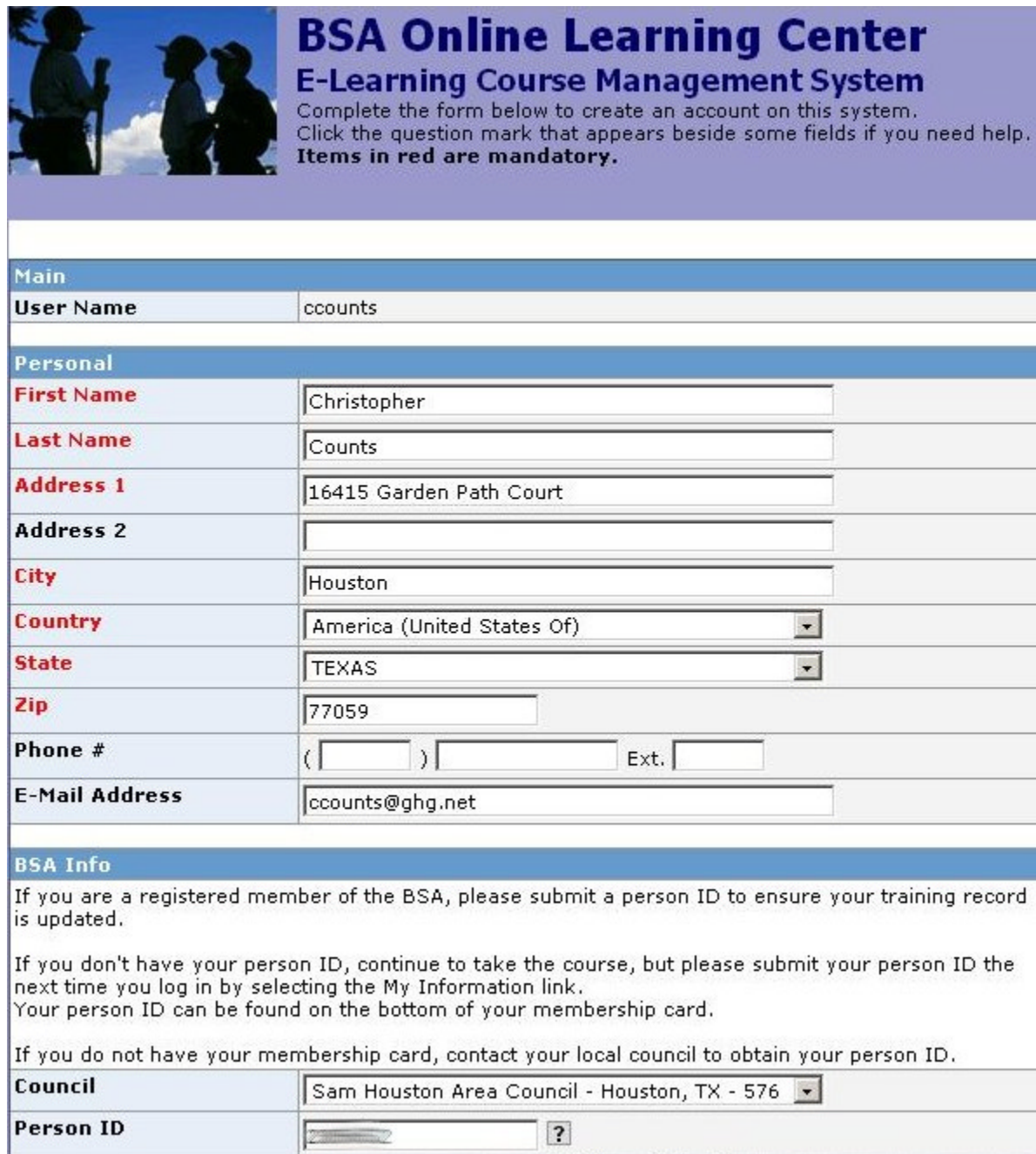
User Name:
Password:
 Note: After clicking "logon", there will be a delay of several seconds.

The E-Learning Course Management System is a private system that is owned and operated by the Boy Scouts of America. Usage is monitored.

reviewed by
TRUST.e
site privacy statement

BOY SCOUTS  OF AMERICA®

If you are a new user, fill out the data on the registration screen to create a new account. Note the comments about the BSA Personal ID #



BSA Online Learning Center
E-Learning Course Management System
Complete the form below to create an account on this system.
Click the question mark that appears beside some fields if you need help.
Items in red are mandatory.

Main	
User Name	ccounts

Personal	
First Name	Christopher
Last Name	Counts
Address 1	16415 Garden Path Court
Address 2	
City	Houston
Country	America (United States Of) ▾
State	TEXAS ▾
Zip	77059
Phone #	([]) [] Ext. []
E-Mail Address	ccounts@ghg.net

BSA Info	
If you are a registered member of the BSA, please submit a person ID to ensure your training record is updated.	
If you don't have your person ID, continue to take the course, but please submit your person ID the next time you log in by selecting the My Information link. Your person ID can be found on the bottom of your membership card.	
If you do not have your membership card, contact your local council to obtain your person ID.	
Council	Sam Houston Area Council - Houston, TX - 576 ▾
Person ID	[] ?

Once you have gained access to the E-Learner System you will see the following page.



The image shows a screenshot of the BSA Online Learning Center E-Learning Course Management System interface. At the top left, there is a small image of three scouts in silhouette against a blue sky. To the right of this image, the title "BSA Online Learning Center" is displayed in a large, bold, dark blue font, with "E-Learning Course Management System" in a slightly smaller, bold, dark blue font below it. Underneath the title, there are three lines of text: "Select a category (in the orange area below) to view a list of all courses available in that category.", "Click 'My Information' to view and update your account information.", and "Click 'Change Password' to change your current password." Below this text is a navigation bar with two sections. The first section is an orange bar with four items: "Cub Scout", "Boy Scout", "Venturing", and "General", each preceded by a small right-pointing triangle. The second section is a blue bar with two items: "My Information" and "Change Password", each preceded by a small right-pointing triangle. Below the navigation bar is a white rectangular area containing a bulleted list of three items: "Select a category (in the orange area above) to view a list of all courses available in that category.", "Click 'My Information' to view and update your account information.", and "Click 'Change Password' to change your current password." Below the list is a line of text: "Some courses require you to have the latest version of Flash Player, a free browser plug-in available from Macromedia (Adobe).", followed by a link: "[Click here to download a copy of the current version.](#)". At the bottom of the page, there is a purple bar containing the BSA logo (a fleur-de-lis with a scout emblem) and the text "BOY SCOUTS OF AMERICA®" in white capital letters.

BSA Online Learning Center

E-Learning Course Management System

Select a category (in the orange area below) to view a list of all courses available in that category.
Click "My Information" to view and update your account information.
Click "Change Password" to change your current password.

▶ Cub Scout ▶ Boy Scout ▶ Venturing ▶ General

▶ My Information ▶ Change Password

- Select a category (in the orange area above) to view a list of all courses available in that category.
- Click "My Information" to view and update your account information.
- Click "Change Password" to change your current password.

Some courses require you to have the latest version of Flash Player, a free browser plug-in available from Macromedia (Adobe).
[Click here to download a copy of the current version.](#)

BOY SCOUTS  OF AMERICA®

You can select the type training you need from the menu. For Troop 957, you will need "**Boy Scout**" and "**General**" training. More courses may be added at a later date.



BSA Online Learning Center E-Learning Course Management System

Select a category (in the orange area below) to view a list of all courses available in that category.
Click "My Information" to view and update your account information.
Click "Change Password" to change your current password.

▶ Cub Scout ▶ Boy Scout ▶ Venturing ▶ General

▶ My Information ▶ Change Password

Boy Scouting

Orientation Training

● Fast Start: Boy Scouting

[Take Course](#)

Basic Training

Supplemental Training

● Troop Committee Challenge

[Take Course](#)

Course Status

● - completed

● - in progress

● - not started

- Select a category (in the orange area above) to view a list of all courses available in that category.
- Click "My Information" to view and update your account information.
- Click "Change Password" to change your current password.

Some courses require you to have the latest version of Flash Player, a free browser plug-in available from Macromedia (Adobe).
[Click here to download a copy of the current version.](#)



All new leaders will need to complete "**Fast Start: Boy Scout Training**". Those leaders that are going to work on the Committee side of the Troop need to complete the "**Troop Committee Challenge**". Scoutmasters are invited to take the Troop Committee Challenge to learn more about the different Committee tasks.

For those adults planning to be Scoutmasters; New Leader Essentials, Scoutmaster Fundamentals, and Introduction to Outdoor Leadership Skills are "live" courses taught by Bayshore District.



BSA Online Learning Center

E-Learning Course Management System

Select a category (in the orange area below) to view a list of all courses available in that category.
Click "My Information" to view and update your account information.
Click "Change Password" to change your current password.

▶ Cub Scout ▶ Boy Scout ▶ Venturing ▶ General

▶ My Information ▶ Change Password

General

Orientation Training

Basic Training

Supplemental Training

- Safe Swim Defense
- Safety Afloat
- Youth Protection Training

[Take Course](#)

[Take Course](#)

[Review Course](#)

[View Certificate](#)

Course Status

- - completed
- - in progress
- - not started

- Select a category (in the orange area above) to view a list of all courses available in that category.
- Click "My Information" to view and update your account information.
- Click "Change Password" to change your current password.

Some courses require you to have the latest version of Flash Player, a free browser plug-in available from Macromedia (Adobe).
[Click here to download a copy of the current version.](#)



Youth Protection Training is found on the "**General**" training page. When you have completed the course you will see the "**Take Course**" change to "**Review Course**" as seen above. You can also reprint your completion certificate.

Please turn a copy of your completed certificates into Jody Williford so she can place them in your file. Questions about the training system, please contact Chris Counts.